







## AUTISM SUPPORT SERVICES AND RESOURCES FOR WHANAU

Below is a list of agencies for you to contact that can offer support and educational resources.

Agency	What they do	Contact details
 <p><b>NASCA</b> NEEDS ASSESSMENT SERVICE CO-ORDINATION ASSOCIATION (Support Works)</p>	<p>They will identify your strengths and support needs. Identify if you are eligible for services and funding.</p>	<p>When your child receives an Autism diagnosis your Paediatrician may refer you or you can complete the form online and attach your diagnosis letter <a href="#">LifeLinks   Form (nrcentre.co.nz)</a></p>
 <p><b>AUTISM</b><sup>NZ</sup> Every step together</p>	<p>Courses on Autism, newsletter, activities for children, support groups for parents. You do not need an diagnosis to access their support.</p>	<p>Nelson / Marlborough Outreach Coordinator: Felicity Marr (03) 539 0285 Email: <a href="mailto:nelson.marlborough@autismnz.org.nz">nelson.marlborough@autismnz.org.nz</a> Autism Freephone 0800 288 476</p>
 <p><b>WORK AND INCOME</b> TE HIRANGA TANGATA</p>	<p>You can apply Child Disability Allowance and if eligible you will receive an entitlement payment from Work and Income.</p>	<p>Your paediatrician will fill in the forms at time of diagnosis and send them to you. Take them to your local Work and Income branch – search this link: <a href="#">Child Disability Allowance - Work and Income</a></p>
<p><i>General Practitioner</i></p>  <p><i>health point</i></p>	<p>Your GP is your first point of contact. GPs can put a referral through to specialists e.g. Dietician, Speech-language Therapist, Audiology, continence nurse .</p>	<p>Contact your local GP for an appointment</p>

## AUTISM SUPPORT SERVICES AND RESOURCES FOR WHANAU

 <p style="text-align: center;"><i>Exploring Autism (Years 0-9)</i></p> <p style="text-align: center;"><i>and</i></p> <p style="text-align: center;"><i>Teen Life (Years 10 to 15)</i></p>	<p>Autism education for parents/ caregivers for those with children with an Autism diagnosis.</p> <p>Once a week for 2 hours (6 weeks long).</p>	<p>Exploring Autism (Years 0-9): <a href="#">Autism Support For Infants to 9 Years Old - Explore Wellbeing</a></p> <p>Teen Life (Years 10 to 15): <a href="#">Autism Services for Teens - Explore Wellbeing</a></p> <p>Next Teen Life starting starting 28/5 for 6 weeks on Tuesdays from 9.30am to 11.30am at Waimea Club, 345 Lower Queen Street, Richmond.</p>
 <p style="text-align: center;"><i>Online Education Modules</i></p>	<p>Topics include:</p> <ul style="list-style-type: none"> <li>• Sensory Processing</li> <li>• Picky eating</li> <li>• Positive mealtimes</li> </ul>	<p>Go to Canterbury CDS website:</p> <p><a href="https://www.cdhb.health.nz/health-services/child-development-service/">https://www.cdhb.health.nz/health-services/child-development-service/</a> then click on “Resources for families and whanau” tab</p>
  	<p>Sensory toys, fidgets, chewies, weighted items, calming kits</p>	<p><a href="#">Sensory Haven 4 Kids NZ: Sensory Products</a></p> <p><a href="#">Sensory Products With Attitude   Celebrating Diversity   Sensory Sam – SensorySam</a></p> <p><a href="#">Welcome To Sensory Corner   Sensory Products   Sensory Corner</a></p>
	<p>Speak with your early child educator, primary school or high school about access to support for teachers and therapy e.g. speech language therapy, Early Intervention Teacher.</p>	<p>Referrals to; Learning Support NMWC Mailbox <a href="mailto:learningsupport.nmwc@education.govt.nz">learningsupport.nmwc@education.govt.nz</a></p>

## AUTISM SUPPORT SERVICES AND RESOURCES FOR WHANAU

	<p>Free online training</p>	<p><a href="http://contenance.org.nz">Online Training Modules (contenance.org.nz)</a></p> <p>Nelson: Julie Martin and Amy Bucknall Paediatric Outpatient Nurses (03) 546 1834 Blenheim: Julie Martin and Public Health Nurses (03) 520 9914</p>
   <p><i>Incredible years education</i></p> 	<p>Support and advocacy organisations for parents and whanau who have a child with a disability or behavioural problems.</p>	<p><a href="http://parent2parent.org.nz">Parent to Parent - Lifelong support for families across NZ (parent2parent.org.nz)</a> Sarah Whittle (Nelson co-ordinator) 020 4010 9478</p> <p><a href="http://barnardos.org.nz">barnardos.org.nz</a> Richmond Branch (03) 539 0019</p> <p><a href="http://tki.org.nz">Incredible Years Parent / Welcome - Positive Behaviour for Learning (tki.org.nz)</a></p> <p><a href="http://psnz.org.nz">Presbyterian Support New Zealand - PSNZ</a> 0800 477 874</p>
<p><i>Private Practitioner Sessions</i></p>	<p>Private practitioner / Autism Coach that has experience and knowledge working with people who have autism.</p>	<p>Name: Gera Verheul Email: <a href="mailto:gera.autism@gmail.com">gera.autism@gmail.com</a> 022 300 7001</p>